

Application

The EFY-245 extruded aluminum louver is designed for intake and exhaust application where protection against water infiltration is not critical. The EFY-245 is well suited for special shape applications and is available with hidden mullions for a continuous blade appearance of multiple section assemblies. The EFY-245 is available in a wide array of anodized and painted finishes including custom color matching.

Standard Construction

- Material:** Mill finish 6063-T5 extruded aluminum.
- Frame:** 2" deep × 0.060" thick (51 × 1.5) channel.
- Blades:** 45° × 0.060" (1.5) thick inverted "Y" style.
- Screen:** 1/2" × 0.063" (12.7 × 1.6) expanded and flattened aluminum.
- Mullion:** Visible.
- Minimum Size:** 4.5" × 4.5" (114 × 114)
- Maximum Size:** Single section: 60" × 120" (1524 × 3048)
120" × 60" (3048 × 1524)
Multiple section: Unlimited

Options

- Factory finish:
 - High Performance Fluoropolymer - 100% resin Newlar®/ 70% resin Kynar®
 - Baked Enamel
 - Clear or Color Anodized, Class 1
 - Prime Coat
- Hidden vertical mullion for continuous blade appearance.
- 1 1/2" (38) flange frame.
- Welded construction.
- Alternate bird or insect screens.
- Insulated or non-insulated blank-off panels.
- Filter racks.
- Hinged frame.
- Head and/or sill flashing.

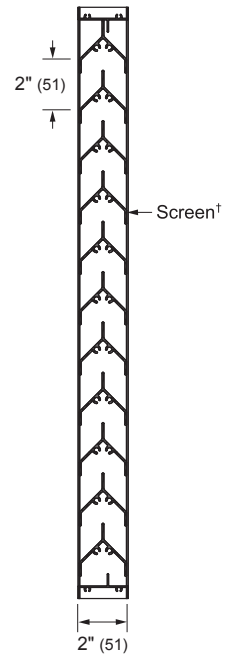
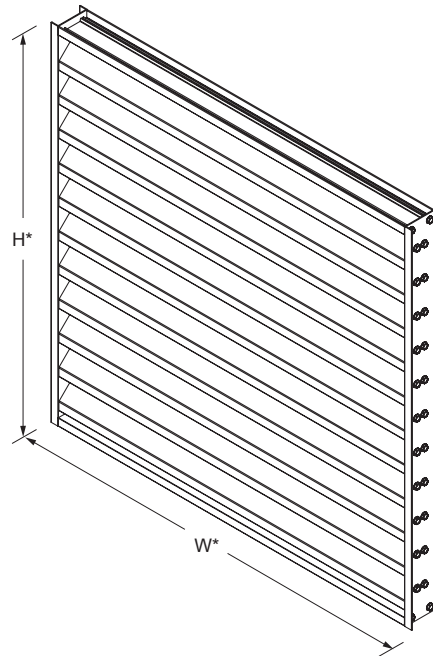
Ratings

Free Area: [48" × 48" (1222 × 1222) unit]: 6.1 ft² (0.57 m²)
38.2%

Performance @ Beginning Point of Water Penetration

Free Area Velocity: 383 fpm (1.95 m/s)
Air Volume Delivered: 2,336 cfm (1.10 m³/s)
Pressure Loss: 0.06 in.wg. (15 Pa)

Design Load: 20 psf

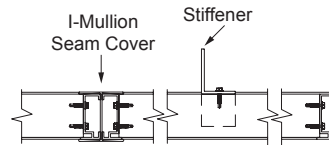


Model **EFY-245**
(standard)

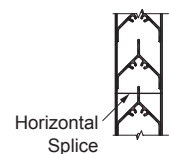
*Louver dimensions furnished approximately 1/2" (13) undersize.

Vertical Section

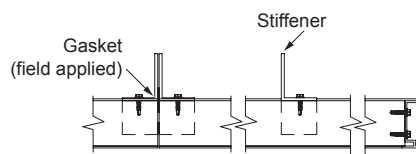
†Screen adds approximately 3/16" (5) to louver depth.



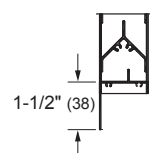
Visible Vertical Mullion
(standard)



Horizontal Mullion
(standard)



Hidden Vertical Mullion
(optional)



Flange Frame
(optional)