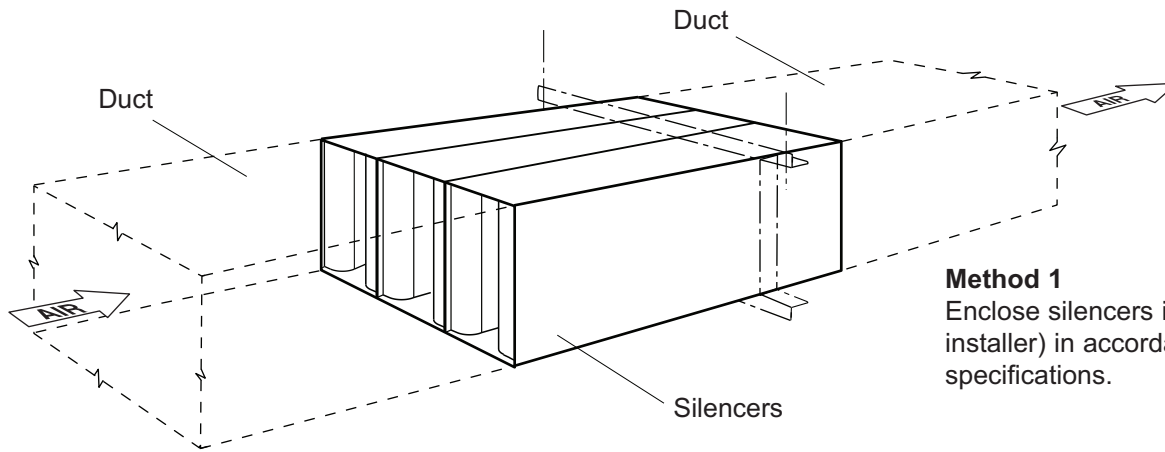
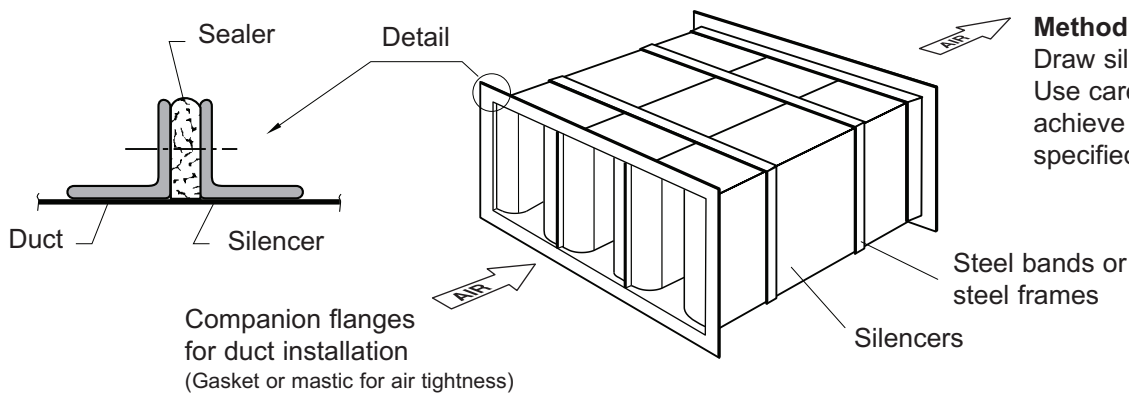


Silencers are shipped in modules and assembled into banks by the installer. Angle iron and other frames may be factory supplied as an option or may be provided by the installer.

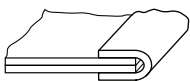


**Method 1**  
Enclose silencers in duct (supplied by installer) in accordance with job specifications.

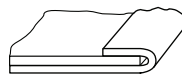


**Method 2**  
Draw silencers tightly together. Use care in sealing all joints to achieve air tightness at specified static pressure.

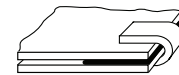
### Recommended Continuous Sealing Details



1. Nose Cap  
(by others)



2. Cut Flange and Bend Over  
(by others)



2. Rubber Tape (or Mastic) and Clip  
(by others)

Single Unit Rectangular Silencers available with Angle Frame, S & Drive and SLIP FIT connection.

Circular Silencers and ACD's available with Angle RIngs and SLIP FIT connection.