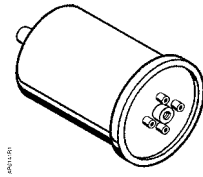


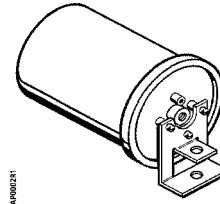
## Powers™ Controls

## OEM Literature

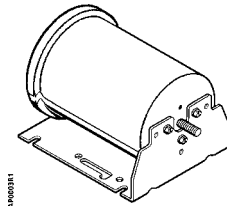
### No. 3 Pneumatic Damper Actuator



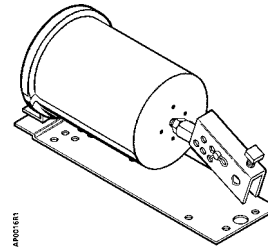
**Basic Actuator**



**Basic Actuator with Pivot Mounting**



**Typical Actuator with Fixed Bracket Mounting**



**Typical Actuator with Extended Shaft Mounting**

#### Description

The No. 3 Pneumatic Damper Actuator is a compact, modular, totally enclosed, rolling diaphragm-type actuator designed for modulating or two position actuation.

#### Product Numbers

**Table 1. Product Numbers for No. 3 Actuators with 2-3/4" Stroke.**

Mounting Style	Description/Accessories	Nominal Spring Range		
		3-7 psi (21 to 48 kPa)	5-10 psi (35 to 69 kPa)	8-13 psi (55 to 90 kPa)
–	Basic Actuator only	331-4326* 331-4327*	331-4526* 331-4527*	331-4826* 331-4827*
Pivot	Actuator with pivot bracket	331-4322	331-4522	331-4822
Fixed Bracket	Actuator with front mounted fixed bracket	331-4323	331-4523	331-4823
Basic	Actuator with clevis	331-4324*	331-4524*	331-4824*
Basic	Actuator with clevis and positioner relay	‡	‡	332-4824
Pivot	Actuator with pivot bracket, pivot post, clevis, and miscellaneous hardware	331-4351	331-4551*	331-4851* 331-4829* 331-4841*
Extended Shaft Mounting	Actuator with pivot bracket, pivot post, clevis, crank assembly, extended shaft mounting plate, damper drive blade, and mounting hardware	–	–	331-4821*

\* UL Recognized Component

‡ Available upon request

## Features

- All metal body modular construction
- Fixed or pivot mounting models
- Positioning relay available as an option
- Variety of mounting/linkage kits to fit any application
- Threaded shaft for easy mounting of accessory items

## Application

Typical applications are for control and fire/smoke leakage rated\* dampers or air valves. Other applications include unit ventilators, unit conditioners, air handlers, and other HVAC applications.

\* Must be certified by recognized agency



All basic actuators in Table 1 are component recognized under UL's Damper Actuator category (GSDS2). This category covers pneumatic damper actuators intended to be employed on fire dampers or fire/smoke leakage rated dampers.

## Specifications

Effective Diaphragm Area.....	8 in <sup>2</sup> (51.6 cm <sup>2</sup> )
Stroke .....	2-3/4 inches (70 mm)
Housing (totally enclosed) .....	Aluminum
Stem .....	Plated steel
Diaphragm .....	Ozone resistant rubber
Spring.....	Steel
Bearing.....	Delrin
Maximum Air Pressure .....	30 psig (210 kPa)
Nominal Spring Ranges .....	Refer to Table 1
Operating Temperature .....	-20 to 160°F
.....	(-29 to 71°C)
Air Connection	
.....	Straight barb fitting for 1/4" OD plastic tubing installed in 1/8" NPT opening
Type of Mounting .....	Fixed or pivot
Thrust and Torque Rating .....	Refer to Table 2
<b>Shipping Weight</b>	
Basic Actuator.....	1.3 lbs. (0.58 kg)
Actuator with Extended Shaft Mounting .....	3.1 lbs. (1.4 kg)
Actuator with Fixed Bracket .....	2.5 lbs. (1.1 kg)
Actuator with Fixed Bracket and Clevis.....	2.7 lbs. (1.2 kg)
Actuator with Extended Shaft Mounting and Positioning Relay.....	4.8 lbs. (2.2 kg)
Dimensions.....	See Figures 4 through 8